

# A C C E S S O R I E S

## THE FINISHING TOUCH

*Marjorie M. Baker, M.S. Extension Associate for Clothing and Textiles*



*Never underestimate the power of accessories. They are the touches to an outfit that express individuality and style.*

Clothing experts predict accessories will be more important as styles become more classic and investment dressing a necessity. Wise consumers can no longer afford to purchase clothes having a short fashion life; they are buying fewer clothing items of better quality. Accessories make basic clothing versatile by changing the mood and image of an outfit.

Men and women alike are realizing that besides giving a finishing touch to appearance, accessories offer alternatives to looking like everyone else in a ready-to-wear world.



# Where to Start

---

## Choose an Image

Using accessories is an art. By experimenting with belts, shoes, hosiery, scarves, and a score of other accessories, you create your total look. The place to start is with a garment or an outfit you like and feel good about wearing. The next step is to plan your clothing presentation. Just as an artist plans a picture or an architect a building, you must design and plan your clothing image. How do you want other people to see you? Consider these possibilities:

- **chic**
- **businesslike**
- **sexy**
- **athletic**
- **romantic**
- **classic**
- **casual**
- **dramatic**

Image is a composite of physical and ornamental factors including facial features, body type, clothing, and accessories. Personality and how you feel about yourself play a very important part as well. Physical features—height, bone structure, facial features—are given factors that tend to limit the images you can achieve. For example, a short, small-boned male may never achieve an athletic image. On the other hand, a tall, large-framed female may never fit the image of a delicate ingénue. To make an image work for you, it is important to recognize and accept your body type.

You must consider the occasion and your role when experimenting with images. In some cases, society limits what is appropriate. So develop your personal style based on an honest assessment of you and your lifestyle.

## Use Good Design

Choosing accessories requires the careful blending of elements and principles of design. Each accessory item should enhance your features and contribute to the unity and harmony of your clothing.

### *Design Elements*

*Color* is usually noticed before other characteristics of an outfit. When colors that share the same hue (blue, for example) are worn together, they give a feeling of unity. Colors with no common value (lightness or darkness) or intensity (brightness or dullness) emphasize or accent each other. Achieve a sense of unity or rhythm when the color values of an outfit and an accessory are closely related. When values and intensities are unrelated, there is more variety, interest, and emphasis. Experimenting with color can be fun and interesting.



By carefully mixing and matching colors, patterns, and textures, this outfit appears balanced. The knit tie picks up the yellow stripe in the plaid shirt and adds emphasis. The width of the tie is in good proportion to the wearer and the entire outfit. (Notice how the tie ends meet right at the belt buckle.) The leather belt adds a bit of contrast in texture, yet blends well with the casual image.



Smart accessorizing may be simple and conservative depending on the outfit, occasion, and personality of the individual. Coordinating sling-back pumps and hosiery are teamed with silver necklace, bracelet, watch, and earrings for a classic image.

Accessories can contrast or coordinate, but they should always complement each other as well as you and the outfit.

*Texture* as it relates to accessories is the way an item looks, feels, and drapes. Similar or like textures create a feeling of unity, such as suede shoes with wool tweed pants. Smooth leather shoes and wool tweed pants have contrasting textures, which provide variety.

*Line* refers to the outline of an object as well as the direction the design leads the eye. It may divide an outfit or connect the eye between two points. As with texture and color, lines that are alike create a feeling of unity and will strengthen what you're trying to achieve. For example, if

a man would like to appear taller, he should choose a regular necktie rather than a bow tie. For the same effect, a woman should wear long beads instead of a choker or a rope belt that extends down the front of a skirt.

*Shape and size* of accessory items should be chosen in relation to the size and shape of your body. Generally, your goal is to keep accessory size in proportion to your size. Large, bulky pieces of jewelry will overpower a small, petite individual. Round

button-type earrings will also emphasize and call attention to a round face. Better selections are slender, dropped earrings for the round face and smaller, more delicate jewelry for the petite individual.

## **Design Principles**

*Balance* is a state of equilibrium or stability. The parts of a costume should appear balanced. Too much texture or too many patterns in one area of an outfit result in too much visual weight in that area. A patterned tie with a plaid suit and checked shirt looks unbalanced.

*Rhythm* is a sense of visual movement within a costume. As you view an outfit, your eye should move from one part to another without spending a great deal of time on any one item.



Your clothing presentation should express your personal style. This casual dramatic image is executed using high fashion design in natural textures and fabrics. The wooden bracelet and earrings, as well as the leather belt and boots, repeat the natural theme and provide rhythm. The dark hosiery match the color of the boot providing easy eye movement from one part of the costume to another.



A well-manicured appearance requires the coordination of all clothing and accessory items which might be worn together at any one time. This small-brimmed felt hat is well suited to shoulder length hair which is worn casually behind the ears. The casual style leather shoulder bag is in good proportion to the size of the individual and provides a touch of variety to the soft textures of the coat and felt hat.

*Proportion* relates to the size, shape, and position of accessories to each other, to the outfit, and to the wearer. Accessory items positioned on the outfit and individual, such as scarves, jewelry, belts, hats, and flowers, are susceptible to problems relating to proportion and position.

*Emphasis* is often referred to as the principle of dominance and subordination. A well-planned outfit calls attention first to one area, while other areas support the central theme. Try using accessories to create emphasis.

An all-white costume may be just the contrast needed to bring a brunette to life. The bow at the neckline and a single string of gold beads emphasize the wearer's face. Subtle gold-tone buttons lead the eye from the face to other subordinate areas. The petite gold chain belt shows off the trim waist and hipline.



## Consider the Occasion

Clothing and accessories often fall into categories based on when and where they are worn. Occasions may generally be classified as formal, dressy, casual, or sporty. The socially accepted practices of dress in your community and the prevailing fashion of the day determine what clothing and accessories fit an occasion. When traveling outside your community, investigate the type of clothing appropriate for the occasions you will attend.

Many basic outfits can be worn for different occasions by dressing them up or dressing them down with accessories. For example, a basic wool crepe dress worn with a wool tweed jacket, pumps, and gold jewelry would be appropriate for the office. By removing the jacket, adding a string of pearls with matching earrings, and changing to high-heeled sandals, the dress is appropriate for evening.

On the other hand, watch for garments that are specifically designed for a casual, dressy, or formal occasion. Just as the garment is more limited to occasion, the accessories you can use with it are more limited.

Investment dressing is necessary in today's world, which puts greater emphasis on accessories. Here a basic crepe dress takes on two personalities. With a patterned scarf at the neckline, coordinating jacket, pumps, subtle gold earrings and bracelet, the look is classic yet feminine. Achieving a more formal look for evening means adding strings of pearls, coordinating earrings, bracelet, and ring, and changing to sheer, light-patterned hosiery and sandals.



# Head – To – Toe Accessory Hints

---

Just as the design elements and principles help guide you in selecting accessories, fashion experts have established some recommendations for wearing them. These recommendations may be based on the occasion or time of day appropriate for an accessory, material, or design of the accessory or characteristics of an outfit or person. These guidelines are good standards that should help you limit choices, but experiment and have fun with accessories. Let your personality and taste shine through.

## Hats

Wearing a hat can create an illusion of beauty and class that no other accessory can match. Fashion experts say that an ordinary-looking woman takes on charisma with the right kind of hat.

Hats usually attract attention; therefore, they must be selected carefully to enhance appearance and build self-confidence. Select a hat by viewing yourself in a full-length mirror, preferably with the outfit you plan to wear. Check the hat and yourself from all sides and the back to determine if the shape and size are flattering. The right selection is not difficult when you know which lines and designs are best for you. Hair style affects the shape, fit, and appearance of a hat. So when you shop for a hat, you should wear your hair in the style you plan to wear later.

Balance and proportion are extremely important to consider when choosing a hat. Small, petite women are flattered by high crowns and small brims. But brimmed hats look best if the ensemble is muted and other



Hats make a definite fashion statement. They should be selected to enhance the outfit and flatter facial shape. Hair style must be coordinated and considered as part of the overall look.

lines do not break the silhouette. The larger hat belongs on the larger woman, but a very large hat only emphasizes size. Berets and flat-crowned hats tend to look best on the young; they also complement long hairdos and can shorten an elongated face. People with short necks and round faces should avoid the beret. Those with glasses should try hats that have softly contoured or up-turned brims. Hats with round crowns are best for those who have long, slender faces and swanlike necks. The big floppy hat can look great on most women, but remember that the hat dominates and will call attention to good and bad features.

A simple, unadorned hat is timeless and versatile; the addition of a scarf, stickpin, ribbon, or flower can work wonders. Soft, napped textures like velvet and felt are kind to less-than-perfect skin and to people with sharp features. Some straws and coarse textures are too severe for blotchy skin.

A man must also select his hat with careful consideration to size, style, color, and texture.

He should choose depth, taper, and height of the crown and width, roll, and snap of the brim to flatter his face shape and body build. A person with a short, thick, or stubby neck will need to avoid hats that cover the neck or have downward lines.

As with women, the best way for a man to discover a good hat style is to keep experimenting in front of a full-length mirror. Keep in mind that hats are not for everyone.

## Scarves and Ties

A wardrobe is rarely complete without a well-chosen group of neckties for men and scarves for women. The tie is one of the most important accessories for the well-dressed man; it must complement not only the wearer's skin and coloring but his suit, personality, and taste. A man's tie is often the most noticeable item in an entire outfit. Selection should be made according to:

*Color* – determined by coloring and color of clothing

*Pattern* – influenced by the pattern of the shirt and suit

*Personality* – expressed in the texture and drapeability of the fabric.

Fashion governs the width of a tie as well as the color and design. The classic width will range between 2¾ and 3½ inches. A large man should select a wider tie; a small man, a narrow tie to achieve good proportion. The width of the tie must also relate to the width of the suit lapel and the size of the shirt collar. The wider the lapel, the wider the tie and the longer the collar points.

Tie fabrics are made from almost every type of fiber. Silk and wool ties are often favorites because they tie easily and hold

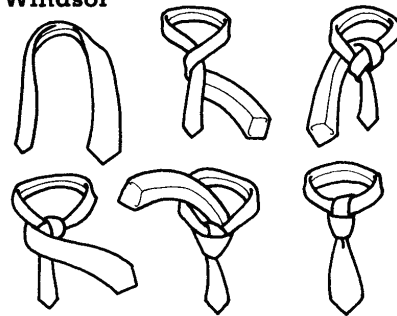
their shape well. The sheen of a silk or silk-like tie complements a suit of textured wool. It also adds richness and class to a smooth dress suit.

Men's ties vary in length and should be purchased according to a man's height:

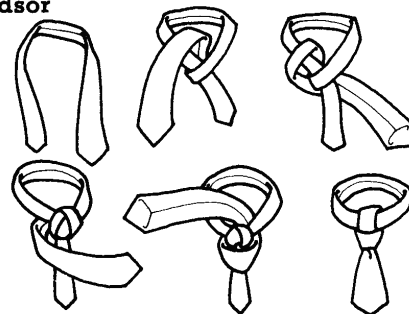
Man's height	Tie length
5' 7" and under	54"
5' 8" to 6'	56"
6' and over	58"

By choosing the proper length tie, the two tie ends will end at the top of the belt with the wide end overlapping the narrow. This is the ideal. However, most often ties are purchased with color and pattern preferences

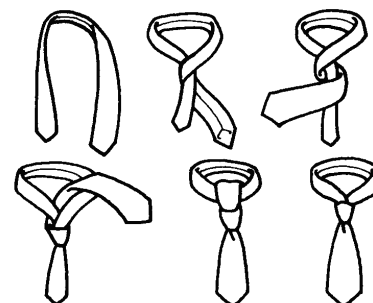
### Half Windsor



### Windsor



### Four-In-Hand



taking priority over length. Men should learn to adjust their ties to the appropriate length. A too-short tie should be adjusted so that the wider end reaches the top of the belt, leaving the narrow end short of the belt. A too-long tie can be shortened by using a Windsor knot rather than the four-in-hand or half-Windsor knot. But generally a silk tie is the only type that can be worked into an acceptable Windsor knot.

The bow tie always makes a fashion statement and is popular for evening and formal wear. For these occasions, a bow tie is usually worn over a pleated or ruffled shirt. A man should choose a bow tie based on the size and shape of his face and his neck and body proportion.

These guidelines should be helpful when selecting a tie:


- For the office and semiformal occasions, coordinate a darker suit with a light shirt and a dark, richly colored tie.
- For a more casual look, select a knit, plaid, or tweed tie or a paisley patterned tie.
- Basic fabric patterns for business or dress include diagonal stripes; small, spaced motifs; a single motif in the center; very small repeating pattern on a solid background and medium to dark solid colors.

Scarves and ties for women vary in size, dimension, fiber, and fabric. They too must flatter the outfit and the wearer. A scarf is often an inexpensive way of changing a look in a flash, but tying requires a mirror and some practice. Women may want to experiment with these techniques:

- hanging a wool scarf loosely over the shoulder of a raincoat.
- with a square scarf, tying a man's necktie at the collar of a shirt.
- folding a large square scarf into a triangle and tying it over the hip at the waist.
- using a large square scarf as a shawl and tying a square knot in front at the collar or bustline.
- folding a scarf several times lengthwise and using it as a belt.

Regardless of how the scarf is worn, it should be tied securely and anchored, secretly or visibly. Tiny safety pins keep a scarf in place all day.

People with differently shaped faces can wear a square scarf in different ways: A – softened, angular drapes for the long face; B – folded and tied to create a more vertical look for the round face; C – folded and tied to neck for long face and neck; D – draped softly around neck for a square face.



# Jewelry

Never underestimate the importance of jewelry. Not only does it add a dash of distinction, but the jewelry you choose and how you wear it can become your trademark.

As you consider jewelry, consider your body size and proportion, your skin tone, and the clothes you plan to wear. Jewelry should enhance your features and your clothing without overwhelming. Tall or large-boned people are able to wear large, more dramatic pieces.

Jewelry shapes and proportions must relate to the individual and to the other accessory items. Chunky chokers, short, round necklaces, round pins, and earrings call attention to a round face. Large rings and bracelets call attention to the hands. To give length to the face and neck area, a woman should select drop or elongated earrings and long necklaces.

Silver and gold are classics, appropriate for casual or dressy occasions. Skin with blue undertones frequently looks best with silver, platinum, or white gold; skin with more yellow undertones is best highlighted with yellow gold. Simple gold or silver chains may be worn with many different fabric textures and designs. Combining gold and silver chains of similar texture adds interest and variety.

Pearls, like silver and gold, are classic and look terrific with a sweater and skirt or against bare skin at the neckline for an evening look. Simple chains, along with pearls, are frequently the only types of jewelry suited to a patterned fabric or a garment that has gathers, folds, or fullness at the neckline.



Accessories are important wardrobe tools which help define your clothing presentation. They can contrast or coordinate, but they should complement each other in color, theme, and texture. An attractive appearance takes time, practice, and know-how.

Jewelry with rough visual textures and natural colors, such as wood and shells, is more casual and should be worn with more casual clothing. Reserve glittering jewels and gems for evening and formal wear. Simple, understated jewelry is best for most daytime activities. Jangling bracelets and fingers flashing with rings are out of place in the office or classroom.

Jewelry is often used to accent or emphasize a good feature or certain area of the costume. Don't be afraid to experiment and try jewelry in nontraditional places such as on the back neckline of a dress, at the waist, on a pocket, or at the shoulder. Jewelry can accent scarves, hats, or handbags. A single pierced earring makes a great tie tack or collar or lapel pin. Bangle bracelets work as buckles for scarf belts and rings as scarf holders; a pin can replace a button in just the right location.



A watch should coordinate in styling with your attire. Leather bands tend to be more casual in appearance and suit casual or less dressy clothing and occasions. Jewel-studded watches are generally dressy and are less versatile than watches with plain wristbands. Many fashion authorities agree that a watch is appropriate for formal occasions if the styling is consistent with your clothing.

Jewelry also expresses a man's personality and image. It should harmonize with clothing, skin tone, and body size. The amount


and type depends on a man's personality and the occasion.

Jewelry made of brushed metal is more dressy especially if combined with stones or pearls. For a sporty or casual look, shiny metal or leather work well. A combination of shiny and brushed metal creates a less dressy appearance.

For business, a man should consider his occupation and the people with whom he deals. Conservative business types are often turned off by men who wear flashy jewelry. If a man enjoys lots of jewelry, he should wear it on his own time.

When selecting basic jewelry, men should keep these points in mind:

- One good pair of cuff links is enough; several pairs will provide variety. The more elegant cuff links have matching sides and are connected by a chain or link. Flat gold or silver button-type or initial engraved ones are smart looking and versatile.
- Collar pins are in fashion when narrow ties are popular. The color of a collar pin should match a watch or other metals.
- A well-coordinated man uses a money clip, key ring, or pen and pencil in the metal to match his personal coloring.



Jewelry can provide a mark of distinction while serving in a functional capacity as demonstrated by the cuff links and collar pin. Size, shape, and color should be scaled to the individual and the outfit.

# Belts


Belts are basically functional accessories, but they can add a touch of interest and variety to many outfits. Almost any woman can wear a narrow, smooth belt that blends with the color of a garment. However, if her figure permits, she can wear wide and narrow contrasting belts around her waist or hips.

Belts must be scaled to a person's size. A belt that contrasts with an outfit can make the waist appear larger. Wide belts not only emphasize the waist but may also call attention to the hip and bustline. Those with long waists should keep this in mind since a wide belt will shorten the distance between bust and hips.

By experimenting, women can save money by making belts from fabric, straw, chain, or ribbon. Or with a couple of yards of cording and some black crepe fabric, a creative person can make an evening rope belt. Smooth leather belts are generally versatile, but they are also expensive.

## **Basic Belts for Women**

- A simple, small-buckled leather belt,  $\frac{3}{4}$  to 1 inch wide in a basic color. Saddle, dark brown, burgundy, or black are often good color choices.
- A narrow chain or metallic belt for dressy occasions.
- A narrow white or bone leather belt for summer.
- A silk rope belt from the drapery department or trim section of the fabric store. Color should coordinate with the dressy or more formal items in a wardrobe.



The wrap-around or obi sash adds a dash of spice and color contrast to a solid dress or skirt and blouse combo. A long scarf can also double as a decorative waistline accent.

A medium to narrow width belt of coordinating texture and color can be worn by most figure types. A belt can pull an outfit together and provide a finished look.

Belts form an important part of a man's wardrobe. Leather should match shoe color, and the metal buckle should coordinate with personal coloring. For dress or business, a smooth leather with a small buckle of simple design is most appropriate. With sport clothes, good choices include textured or tooled designs with more ornate buckles. Fabric belts are generally considered more casual in appearance. When not being worn, belts should be hung on a hook by their buckles.

## **Basic Belts for Men**

- A smooth leather belt, 1 to  $1\frac{1}{4}$  inches wide in a basic color. Saddle, dark brown, burgundy, or black are often good color choices. Buckle should be plain or with little ornamentation.
- A textured leather belt, 1 to  $1\frac{1}{2}$  inches wide. Color and styling should coordinate with casual wear. Buckle may be western in styling.



# Handbags

Handbags, like shoes, perform a functional purpose and serve as accessories. Although they are often purchased with shoes, the two do not need to match in color or texture.

A handbag is an addition to the waist, shoulder, or hip since that is where it is carried. Selecting the right handbag means taking it to a full-length mirror and checking the overall look. A poor handbag choice can distort a silhouette.

Handbags come in many shapes, sizes, colors, and styles. Large ones tend to be more utilitarian and casual. They may overpower a petite individual but fit a larger person. Long, narrow bags provide a more vertical line, making a person look taller. Short, horizontal handbags cut the height of the wearer.

A good leather flat-handled bag, clutch, envelope, and soft pouch are classic bags and smart investments because they are seasonless. Simple leather bags are best for suits and coats, while fabric, beading, or embroidery clutches are lovely for evening. Straw and canvas are good choices for summer; straw is somewhat dressier than canvas. Vivid colors are usually less versatile than basics, but a bright handbag may add spark to a wardrobe.



Handbags should be scaled to the size of the individual. Classic shapes are always a good wardrobe investment. Handbags should coordinate with but do not have to match the shoes with which they are worn.

# Gloves

Traditionally, gloves were a sign of dignity. Through the years, they became symbols of love, loyalty, friendship, security, and high honor. Today, gloves are considered the finishing touch to a costume for men and women. Whether they match, contrast, or harmonize with clothes, shoes, or a handbag, gloves lend beauty to an outfit.

Fashion affects the color, design, and material of gloves just as it does other items of apparel. When selecting glove color, consider the effect it gives the costume and you. With bright or contrasting colors, you may create a spotty effect, make your hands seem larger, and, when your arms are at your sides, draw attention to hips. Gloves of low or medium color value that harmonize with an outfit are good choices.

Gloves vary in length from wrist to elbow length for women. The occasion, fashion, and sleeve length determine the appropriate glove length. However, elbow length or longer gloves are reserved for formal wear with short-sleeved and sleeveless garments.

Simple leather gloves are fine for dress occasions year-round. But mittens and top-stitched leather gloves are best for casual dress or sportswear.

Men sometimes fail to recognize the importance of gloves in their wardrobe. Following fashion and custom, delicate white or gray leather gloves are considered appropriate for formal day or semiformal evening functions. For business and sportswear, sturdy leather gloves in dark basic colors are best. Styling continues to be simple for all occasions. Generally speaking, men's leather gloves are constructed from a more coarse-grained leather than women's gloves.

When wearing a suit or coat, both men and women should choose a glove length that meets or extends slightly beyond the sleeve length. After removing gloves, they should be folded and placed in an inside breast pocket or handbag, not stuffed into an outside pocket. Remember, gloves should be worn, not carried!

## Hosiery

Hosiery connects shoes with the hemline of an outfit. This accessory should coordinate with a woman's skin tone, shoes, and clothing as well as her outerwear.

While tying together an outfit, hosiery can emphasize the leg. The degree of emphasis depends on the distance from hemline to shoe and the hosiery color and texture.

Hosiery that contrasts in color and/or texture with clothing makes the leg appear larger. Hosiery that is fine-textured, sheer, and slightly darker than skin color makes the leg appear smaller. These general tips should help women select hose:

- Hosiery that is the same color as a garment and shoes will lengthen appearance and unify a look.
- Pale legs look nice in warm tan shades.
- The best all-around stocking color is a shade darker than skin tone.
- Dark brown, black, or navy hosiery looks best with the same color clothing. With beige, light grey, red, or medium blue clothing, matching hosiery or a shade slightly darker than natural skin tone looks best.
- Textured hose, tights, socks, and leg-warmers keep legs warm while giving a spark of interest to an outfit. Heavier hosiery weights and textures look great with heavier fabrics, such as tweeds and nubby wools, and casual shoes.
- As the shoe gets higher and more delicate, the stocking should become sheerer.
- When shoe heel or toes are open, stockings should be sheer (not have visible toe and heel reinforcements).

Men should wear a variety of hosiery. In general, socks should complement a man's suit, trousers, and shoes rather than be color-keyed to his tie or shirt. With plain, smooth, dark-colored business wear, most men prefer ribbed knits or nubby textures. Black and navy socks go well with black shoes; brown socks, with brown shoes. However, other colors may harmonize with a suit and look great. Socks with patterns are generally reserved for solid-colored suits or sportswear.

With casual clothes, men's socks can be textured and bolder and more colorful in design. These heavier, more textured socks look great with tweeds, corduroys, and denims. Smooth, lightweight knit socks are ideal for dressy occasions and fabrics. For active sportswear, men generally prefer the sweat or boot sock. Hosiery manufacturers are becoming more and more helpful by including a label stating the intended occasion.

## Shoes

Seldom do shoes make an outfit, but wrong or shoddy-looking shoes can destroy an appearance. Shoe color and style follow garment fashion from season to season, but the shoes you wear should look good on your feet. More important, however, is comfort. Shoes should fit, then flatter. So try shoes on before purchasing them.

Women should coordinate heel height and hemline: as the hemline goes down, the heel gets higher; as the hemline goes up, the heel gets lower. High heels can be a problem for feet, legs, and back when worn for long periods. If worn continually, high-heeled shoes will cause the tendons in the back of the foot to shrink. To prevent this, women should alternate wearing high and low heels.

Simple, understated shoes call less attention to the foot. The classic pump extends the leg line and is one of the most slenderizing of all shoe styles. Straps, bows, contrasting trim, and multicolored shoes (available for men, too) tend to shorten the leg and call attention to the width of the foot.

Color and texture complicate shopping, but they add variety and interest to shoes.

As with any accessory, shoe color and texture should coordinate with the entire look. Basic colors and smooth, dull textures are the most versatile purchases. Basic colors include tan, navy, brown, and black. When shoe color is lighter than the hemline, repeat the color somewhere else in the outfit. Brightly colored, shiny, and metallic shoes call attention to the foot.

Occasion often dictates which shoes to wear. Women's casual shoes usually have a low or flat heel and are basic in styling. As shoes become more formal, they tend to be more open and have a higher heel. Here are some other guidelines women should keep in mind when selecting shoes:

- Medium-heeled leather pumps blend nicely with skirts and pants for street, travel, and office wear.
- Closed-toe, sling-back shoes are good transitional shoes (from desk to evening) to wear with a dress.
- Open toes, strappy, heeled sandals are great for summer or dressy daytime and evening needs.




Shoes and hosiery must coordinate in color, style, and texture with each other and the outfit. Hosiery with sheer toes and heels looks best with sandals, while sheer heels with reinforced toes would be a good choice for sling pumps. Pumps are always a good shoe selection as they can be used for evening or casual dressing depending on shoe texture and individual styling.

Men's shoe styles for business or dress may tie or slip on, be plain, moccasin, or wing-tip and have thin or thick leather or rubber soles. Men will find lots of combinations when shopping. Generally, a plain, smooth upper with a thin leather sole is dressier than a sturdy, perforated, or textured upper with a thick sole. Dress shoes are often leather and have a high degree of shine.

Here are some general guidelines for men:

- Moderate design or texture on the upper and a medium-thick leather sole can be worn for business dress with a suit and for casual wear with sport clothes.
- Very plain, smooth shoes with thin soles look best with dress suits and formal attire.
- Textured moccasin toes and thick rubber soles are for casual wear.

Boots are no longer just a functional item but, like other shoes, must coordinate with the outfit and fit the occasion. For example, most western boots fit right in with a pair of jeans or cords. Keep in mind that dress boots can combine function and fashion



Shoes and socks vary in styling, texture, and pattern. Mix and match according to outfit, occasion, and personal styling.

for men and women alike. When dress boots are worn with a skirt or dress, have the hemline meet or fall below the top of the boot. If boots are short, wear opaque or textured stockings. Men should allow the pant leg to touch the top of the shoe portion of the boot. When selecting boots, use the same color and style guidelines that you use for shoes.

## Shopping for Accessories

Accessories are available in a wide price range. Price can be an indicator of quality but not always. So it's wise to check for good construction before making a purchase.

The quality and amount you pay for an accessory should relate to the number of times you plan to wear it. Before purchasing, consider how versatile an accessory will be in your wardrobe. Those worn frequently and over a period of time should be of high quality. For example, a classic, neutral belt can coordinate with different outfits over a period of time. So the overall cost of the belt will be little.

However, there will be times you shop for an accessory to coordinate with a special outfit. If you find the cost of the right accessory exceeds your budget, look for a lower-priced item, or build other outfits around the expensive accessory.

Remember, just as there are fads in clothing, there are accessory fads. Although these high-fashion accessories add spark to your wardrobe, they may not be worth a high price.

Accessories are much like clothing items, too, with regard to care and maintenance. Proper care and storage will prolong the life of most items. But upkeep may add to the cost of an item. Suede boots will require more careful handling and cleaning than leather boots. You don't have to limit your purchases simply because of upkeep—just be aware of it as you shop.

Sales are a good time to purchase accessory items. Selection will be more limited, but the risk may be worth the reward.

Your success in shopping often depends on where you shop. Look for accessories at boutiques and department stores and in other unique locations.

### **Discount stores**

Costume jewelry; scarves, especially casual ones; handkerchiefs for pockets; knee socks and pantyhose; belts; flowers and hair accessories; casual hats.

### **Thrift shops**

Handmade accessories; classic gloves, handbags, and belts; scarves.

### **Yard and Estate Sales**

Antique and modern jewelry and accessories are often included in these types of sales.

### **Fabric/craft stores**

Ribbons for hair, as a tie at the neck, or as a collar; cord to use as a belt; lightweight fabric (rayon, silk, polyester) as scarves; handbags can be made from fabric; buttons glued on backs and used as earrings, glued or wired on combs for unique hair accessories.

### **Basket shops**

Turn a basket into a handbag.

### **Internet Shopping**

On-line stores and auction sites like EBay offer an endless supply of fashion accessory items.

## **Summing It Up**

Accessories are only as important as your total look. No ensemble or costume is complete without accessories. They provide you with a finished, polished appearance that underscores your individuality.

As with any form of art, using accessories requires the careful manipulation and blending of elements and principles of design. Develop an eye and sensitivity to the coordination of the clothing and accessories you wear. Recognize your good and bad features and your personal coloring. Select clothing based on your lifestyle. Scan fashion magazines, people watch, attend fashion shows, watch television programs relating to personal appearance and fashion. Don't hesitate to try a new idea and play with the coordination of clothing and accessories. Experimentation can save you money and add flair to your image.

---

*Originally prepared by Linda M. Heaton  
Extension Specialist in Clothing and Textiles*

Educational programs of Kentucky Cooperative Extension serve all people regardless of economic or social status and will not discriminate on the basis of race, color, ethnic origin, national origin, creed, religion, political belief, sex, sexual orientation, gender identity, gender expression, pregnancy, marital status, genetic information, age, veteran status, or physical or mental disability. Issued in furtherance of Cooperative Extension work, Acts of May 8 and June 30, 1914, in cooperation with the U.S. Department of Agriculture, Nancy M. Cox, Director of Cooperative Extension Programs, University of Kentucky College of Agriculture, Food and Environment, Lexington, and Kentucky State University, Frankfort. Copyright © 2020 for materials developed by University of Kentucky Cooperative Extension. This publication may be reproduced in portions or its entirety for educational or nonprofit purposes only. Permitted users shall give credit to the author(s) and include this copyright notice. Publications are also available on the World Wide Web at [www.ca.uky.edu](http://www.ca.uky.edu).